



DMIC



FULL LINE

FLUID CONTROL VALVES

Detail	Valve Series	Working PSI	SIZE AVAILABILITY BY VALVE SERIES													CONNECTIONS									
			1/4"	3/8"	1/2"	3/4"	1"	1 1/4"	1 1/2"	2"	2 1/2"	3"	4"	5"	6"	8" and Above	NPT / SAE / BSPP	BSPT / M-NPT	M-SAE ORB / M-SAE ORFS	Socket Butt Weld	ISO 6149	SAE 4-BOLT FLG	SAE SPLIT FLG	ANSI / DIN FLG	MANIFOLD MOUNT
	BVFF Fixed Flange	3000 PSI 6000 PSI	N/A													N/A									
	DBBV FL/S9 Flange Mount	5000 PSI	N/A													N/A									
	BVDM Direct Mount	3000 PSI 6000 PSI	N/A	☺	☺	☺	☺	☺	☺	☺	☺	☺	☺	☺	☺	☺	☺	☺	☺	☺	☺	☺	☺	☺	☺
	BVDMF Captive Direct Mount	3000 PSI 6000 PSI	N/A	☺	☺	☺	☺	☺	☺	☺	☺	☺	☺	☺	☺	☺	☺	☺	☺	☺	☺	☺	☺	☺	☺
	BVSS Dual Pattern SAE 4-Bolt	3000 PSI 6000 PSI	N/A													N/A									
	SV2C / SV3C Intra-Manifold	6000 PSI	⌚	☺	☺	☺	☺	☺	☺	☺	☺	☺	☺	☺	☺	☺	☺	☺	☺	☺	☺	☺	☺	☺	☺
	BVFQ Fire Safe	6000 PSI	☺	☺	☺	☺	☺	☺	☺	☺	☺	☺	☺	☺	☺	☺	☺	☺	☺	☺	☺	☺	☺	☺	☺

Symbol Legend : ☺ - In stock, same day ship ☑ - Ships within few days ⌚ - Available with lead time ⇄ - Connection option available with SSW components (Back Page)






BALL VALVE ACCESSORIES / REPLACEMENT HANDLES / OPTIONS

Representative Picture	Accessory Series	Desc	Representative Picture	Accessory Series	Desc	Representative Picture	Accessory Series	Desc
	LH	Locking Handle Kit		AC-DA*H	Hydraulic Actuator		BVH-HA*	Flat Steel
	LHS	Security Locking Handle Kit		AC-DA* AC-SR*	Actuator Double Action & Spring Return (Spring return shown)		BVH-BF*	Butterfly Steel
	LSBn	1 & 2 - Way Limit Switch Bracket (switch sold separately)		PB	Pressure Balance		BVH-HL*	Flat Forged Aluminum
	LLBn	n-Way Locking Security Limit Switch Bracket		PM AM	Panel Actuator Mount		BVAL-HK*	Offset Forged Aluminum
	SLBn	n-Way Security Limit Switch Bracket		AN CP A*	Anodize, Chrome Free Plating (Many colors available)		BVH-HS*	Forged Steel
	PSTx PSEy	Proximity Switch		BH DH	Bleed/Drain Hole		BVH-HT*	Hi Torque Steel
							BVH-MT*	Med Torque Steel



GAUGES & GAUGE ISOLATORS

LIQUID FILLED BOURDON GAUGES (ANSI-B CLASS)





2½" CASE DIAMETER			4" CASE DIAMETER	
STAINLESS STEEL CASE			STAINLESS STEEL CASE	
				
C25SGSB	C25BGSB	C25FGSB	C40SGSB	C40BGSB
Stem Mount	Center Back Mount	Front Flange Mount	Stem Mount	Center Back Mount
Phosphor Bronze Internals, Glycerin Filled, ±1.6% of Full Scale Accuracy			Phosphor Bronze Internals, Glycerin Filled, ±1.6% of Full Scale Accuracy	
¼" NPTM and #04 SAE ORB Connections			½" NPTM Connections	

RANGES	
Pressure Range (PSI)	Code
PRESSURE (PSI/bar)	
0-15 PSI	01
0-30 PSI	02
0-60 PSI	03
0-100 PSI	04
0-160 PSI	05
0-200 PSI	06
0-300 PSI	07
0-500 PSI	08
0-600 PSI	09
0-1000 PSI	10
0-1500 PSI	11
0-2000 PSI	12
0-3000 PSI	13
0-4000 PSI	14
0-5000 PSI	15
0-6000 PSI	16
0-10000 PSI	17
0-15000 PSI	18
VAC & COMPOUND	
30"Hg-0 PSI	00
30"Hg-30 PSI	0A
30"Hg-60 PSI	0B
30"Hg-100 PSI	0C
30"Hg-160 PSI	0D
30"Hg-200 PSI	0E
30"Hg-300 PSI	0F

GAUGE ISOLATORS AND SNUBBERS

SINGLE STATION ISOLATORS				MULTI STATION ISOLATORS		INLINE SNUBBERS	
							
DMGV	DMGI-1	DMGI-1Z	DMGI-1Z	DMGI-KG	DMGI-RG	FSMS	FNMS
Female or Male to Female NPT thread or SAE thread		Single Station	1-Stn Zero Leakage	Gauge In Knob Direct Interchange	Remote Gauge	SAE Gauge to SAE Port	NPT Gauge to SAE Port
Aluminum to 3000 PSI Steel to 1000 PSI				Aluminum & Steel Models, Offered in all Gauge Pressure Ranges		Aluminum to 3000 PSI Steel to 10000 PSI	

SAE PORT FLANGES

SKT HEAD KITS	SPLIT FLANGES	THREADED NPT / SAE FLANGES, STD. & COMPANION			
					
BKA / BKB	FSL / FSH	FL4SU / FH4SU	FLRSU / FHRSU	FL4EU / FH4EU	FL4MU / FH4MU
Fits 4-Bolt Flanges C.61/C.62, UNC/Metric	Forged Split Flanges and Kits C.61 / C.62	NPT / SAE / ISO6149 Std/Comp, C.61/62	NPT / SAE / ISO6149 Std/Comp, C.61/62	Threaded Forged 90° Elbow C.61/62	JIC Male Connection C.61/62
SKT HEAD KITS	SOCKET & BUTT WELD, STD. & COMPANION			BLANK	SPLIT FLANGES
					
BKC / BKD	FWISL / FWISH	FWIEL / FWIEH	FBWSL / FBWSH	FLB3 / FLB6	FL3ST / FH4ST
Fits Split Flanges C.61/C.62, UNC/Metric	Socket Weld Inline C.61/C.62	Socket Weld Forged 90° Elbow	Butt Weld Inline C.61/C.62	Unported Cover Flanges C.61/C.62	Stepsize & Custom Made Adapter Flanges

HYDRAULIC COMPONENTS

ALUMINUM GEAR PUMPS FOR 3000 PSI					RADIAL PISTON PUMPS FOR 10000 PSI				
	DG1	DG2	DG3	DG4		DP1	DP2	DP3	DP4
	0.07-0.48in³/r	0.27-2.01in³/r	1.26-5.35in³/r	5.30-12.2in³/r		Models from 0.2 to 30 GPM at rated pressure			
	3150 PSI Operating Pressure (HP version at 3850 PSI)					10000 PSI Operating Pressure			
	SAE Keyed Shaft & SAE Splined Shaft					SAE Keyed Shaft & SAE Splined Shaft			
	To 6000 RPM	To 4000 RPM	To 3500 RPM	To 2800 RPM		To 3700 RPM	To 3700 RPM	To 3700 RPM	To 3700 RPM



FLUID CONTROL VALVES












CHECK VALVES, CARBON AND STAINLESS STEEL

	CVH Carbon Steel (-11)		CVH Stainless Steel (-22)		CVDM/CVDMF SS/CS
	10,000 PSI Working Pressure		10,000 PSI Working Pressure		6000 PSI Working Pressure
	Stock Sizes from ¼" to 2"		Stock Sizes from ¼" to 2"		Stock Sizes from ½" to 2 ½"
	Hard Seat, Guided Poppet		Hard Seat, Guided Poppet		Hard Seat, Guided Poppet
Available in NPT / SAE With 5 & 65 PSI Standard Cracking; Rapid delivery of 15 / 30/ 45 / 75 / 115 PSI				C.61/C.62 4-Bolt Flange	

FLOW CONTROLS, NEEDLE VALVES, PRESSURE COMPENSATED















BRASS FOR UP TO 2,000 PSI		STEEL FOR UP TO 5,000 PSI		P/C STEEL FOR UP TO 3,000 PSI	
FC1M	NV2M	FC1H	NV2H	PC1H	PC2H
					
Flow Control	Needle Valve	Flow Control	Needle Valve	P/C Flow Control	P/C Needle Valve
2000 PSI (500 PSI above ¾")	2000 PSI (500 PSI above ¾")	5000 PSI (3000 PSI above 1")	5000 PSI (3000 PSI above 1")	3000 PSI	3000 PSI
Integral 5 PSI Check, Buna Std, Viton/EPR Opt.	Bidirectional metering, Buna Std, Viton/EPR Opt.	Integral 5 PSI Check, Buna Std, Viton/EPR Opt.	Bidirectional metering, Buna Std, Viton/EPR Opt.	One way compensation Buna Std, Viton/EPR Opt.	Bidirectional metering, Buna Std, Viton/EPR Opt.
STAINLESS STEEL FOR UP TO 6,000 PSI		CARBON/STAINLESS STEEL FOR UP TO 10,000 PSI		DMIC CUSTOM SHOP	
FC1AH	NV2AH	FCHH	NVHH		
					
Flow Control	Needle Valve	Flow Control	Needle Valve		
6000 PSI	6000 PSI	10000 PSI	10000 PSI	 <p>We can customize any DMIC product to meet your exact specification, or furnish an innovative, well-executed, cost-effective custom solution. Contact DMIC today to learn how our design and manufacturing expertise can help improve your product and save you money.</p>	
Integral 5 PSI Check, Buna Std, Viton/EPR Opt.	Integral 5 PSI Check, Buna Std, Viton/EPR Opt.	Integral 5 PSI Check, Buna Std, Viton/EPR Opt.	Integral 5 PSI Check, Buna Std, Viton/EPR Opt.		

FILTRATION SYSTEMS











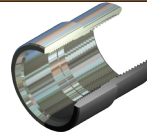










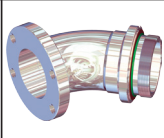





SPIN-ON FILTER ASSEMBLIES					SPIN-ON HEADS					'DMS' ELEMENTS
										
MFLP/MFHP	DS1	DS2	DS3	DS4	DH1A	DH1B	DH2U	DH3U	DH4U	DMS
Magnetic Filters	Compact Ø3¼ Assy	Standard Ø5¼	Dual Boxer Type Assy	Dual Can Parallel	Compact Head for Small Diameter		Industry Std Ø5¼ Can	Dual Over Under Ø5¼"	Dual Ø5¼ Parallel Can	Mainstream Elements
Partial removal 1µm	Nominal, Water/Dirt Removal				SAE Post	BSP Post	Universal with dual SAE & BSP post			Paper Media
3,000/6,000 PSI	Rated for 150 PSI Working Pressure				Designed for 150 PSI Working Pressure					300 PSI Static Test
15 ft/s max fluid velocity	15 GPM Nominal	30 GPM Nominal	65 GPM Nominal	60 GPM Nominal	Standard 15 PSI Bypass Valve Optional 2.5 PSI and 25 PSI bypass settings					3/10/25 µm
NPT, SAE, BSP SAE Flange compatible	Standard ¾" Inlets	Standard 1 ¼" Inlets	Standard 1 ½" Inlets	Combo 1½" Thread/Flg	Standard ¾" Inlets	Standard ¾" Inlets	Standard 1 ¼" Inlets	Standard 1 ½" Inlets	Combo 1½" Thread/Flg	βx = 1.5 to 15



HYDRAULIC ACCESSORIES

FILLER BREATHERS		SUCTION STRAINERS		LEVEL GAUGES		
						
FBB	FBS	DSS/DTS	LGD	LGM		LGA
Bayonet Filler Breather	Screw-In Breather	Suction Strainer	Premium Level Gauge with option thermometer	Premium Level Gauge Manifold		Basic Level Gauge
PRECISION BREATHERS			MANIFOLDS AND SUBPLATES			
						
SBB	SBS	SBW	HMP/HMS	DAP/DCP/DSB		LTA
Performance Breather fits FBB Bayonet	Screw-In Performance Breather	Weld-On Performance Breather	Hydraulic Manifolds	Adapter Plates Cover Plates Subplates		Extra Long Level Gauge with thermometer

'SSW' POWER UNIT LAYOUT SYSTEM

SKT WELD TO THREAD		HOSE BARB BUTT WELD		FLAT WELD TO THREAD		SPLIT FLANGE TO THREAD (400 PSI MAX)		
								
SSW	FSW	BBE	EBB	SFW	FFW	SFM	ESS	SSE
Swivel Socket Weld Inline	Fixed Socket Weld Inline	Hose Barb to Butt Weld Elbow 45°	Hose Barb to Butt Weld Elbow 45°	Swivel Flat Weld Inline	Fixed Flat Weld Inline	Split Flange Hd to Thread Inline	Split Flange Hd to Thread 45°	Split Flange Hd to Thread 90° Elbow
RESERVOIR WELD ADAPTERS				HOSE BARB TO SPLIT FLANGE			CUSTOM	
								
FCM	CSN	SNS	SNE	ESN	HBS	ESB	SBE	???
Flat Weld 4-B Companion Flange	Downline Adapter N/S/6149	Suction Line Simplifier	S/L Simplifier Elbow 90°	S/L Simplifier Elbow 45°	Hose Barb to Split Flange Head	Hose Barb to Split Flange Head 45°	Hose Barb to Split Flange Head 90°	Special Engineered to order
SAE 4-B C.61 STANDARD/COMPANION TO THRD(400 PSI)						HOSE BARB TO THREAD		
								
FMM	FMC	SFC	ESC	SFE	ESF	HBL	EBS	BSE
4B Standard to Thread Inline	4B Companion to thread Inline	4B Companion to Thread 90°	4B Companion to Thread 45°	4B Standard to Thread 90°	4B Standard to Thread 45°	Hose Barb to Thread Inline	Hose Barb to Thread 45° Elbow	Hose Barb to Thread 90° Elbow



Delaware Manufacturing Industries Corporation

Full Member, NFPA
National Fluid Power Association, U.S.A.

THE FPDA MOTION & CONTROL NETWORK



American Petroleum Institute



NACE INTERNATIONAL



3776 Commerce Court
Wheatfield, NY U.S.A.
14120
Phone: 716-743-4360
Fax: 716-743-4370



Nieuwe Uitleg 28
2514BR The Hague
Netherlands
Phone: 31 70 392 1063
Fax: 31 70 392 1059



4-330 Vansickle Road
St. Catharines, ON, Canada L2R 6P7
Phone: 905-688-3642
Fax: 905-688-9993

WWW.DMIC.COM
DMIC FULL PRODUCT CATALOG
COPYRIGHT ©2010 DELAWARE MFG.

CALL TOLL FREE 1-800-248-3642
IN CANADA 1-800-320-3642